

Photoelectric slot sensor GL5-J/28a/115



- Miniature design
- Optimized for the detection of small parts
- High switching frequency
- Simple and fast mounting
- Clearly visible LED functional display

Miniature photoelectric slot sensor for the detection of small parts, J design, fork width 5 mm, infrared light, NPN outputs, fixed cable



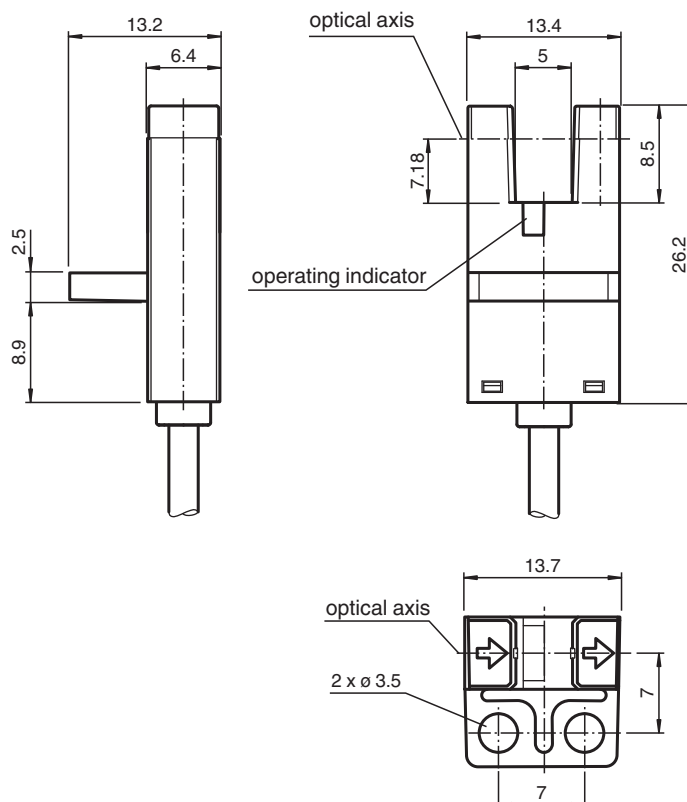
Function

The GL5 miniature slot sensor compares a high optical performance in a small housing and is optimized to the requirements in semiconductors industry for small part detection. A wide voltage range of 5 - 24 V DC and the fastest switching frequency of 5 kHz in its class stands for the quality of this sensor. The integrated aperture allows the small part detection with a minimum object size of 0.8 x 1.8 mm. The sensor offers antivalent npn or pnp outputs. Due to a variety of different housings and an optimized housing concept offers the sensor a maximum of freedom in a crowded mounting environment.

Application

- Detection of lead frames
- Detection of cam positions
- Detection of limit positions of moving objects
- Position detection of wafer cases

Dimensions



Release date: 2023-05-12 Date of issue: 2023-05-12 Filename: 806132_eng.pdf

Refer to "General Notes Relating to Pepperl+Fuchs Product Information".

Pepperl+Fuchs Group
www.pepperl-fuchs.com

USA: +1 330 486 0001
fa-info@us.pepperl-fuchs.com

Germany: +49 621 776 1111
fa-info@de.pepperl-fuchs.com

Singapore: +65 6779 9091
fa-info@sg.pepperl-fuchs.com

PEPPERL+FUCHS

Technical Data

General specifications

Light source	ARED
Light type	Infrared, continuous light , 940 nm
Target size	0.8 x 1.8 mm
Slot width	5 mm
Slot depth	8.5 mm
Ambient light limit	1000 Lux

Functional safety related parameters

MTTF _d	3760 a
Mission Time (T _M)	20 a
Diagnostic Coverage (DC)	0 %

Indicators/operating means

Function indicator	red LED lights up when receiving the light beam
--------------------	---

Electrical specifications

Operating voltage	U _B	5 ... 24 V DC , class 2
No-load supply current	I ₀	max. 20 mA
Time delay before availability	t _v	< 2 ms

Output

Switching type		light/dark on
Signal output		2 NPN complementary , overvoltage protected
Switching voltage		max. 30 V DC
Switching current		max. 50 mA , resistive load
Voltage drop	U _d	max. 0.2 V at 10 mA max. 0.6 V at 50 mA
Switching frequency	f	max. 5 kHz
Response time		40 μs Light beam is not interrupted 80 μs Light beam is interrupted
Repeat accuracy	R	0.03 mm

Compliance with standards and directives

Directive conformity	
EMC Directive 2004/108/EC	EN 60947-5-2:2007+A1:2012
Standard conformity	
Standards	UL 60947-5-2

Approvals and certificates

UL approval	cULus Recognized, Class 2 Power Source
CCC approval	CCC approval / marking not required for products rated ≤36 V

Ambient conditions

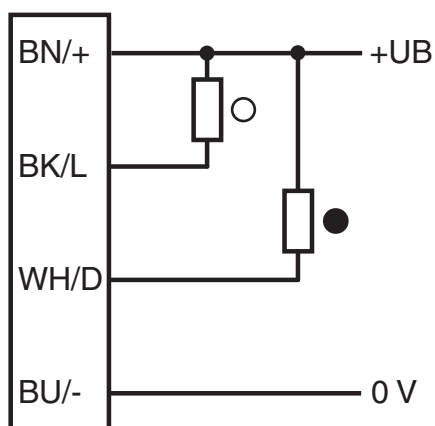
Ambient temperature	-25 ... 55 °C (-13 ... 131 °F)
Storage temperature	-30 ... 80 °C (-22 ... 176 °F)
Pollution degree	2

Mechanical specifications

Housing width	13.2 mm
Housing height	13.4 mm
Degree of protection	IP50
Connection	2 m cable , 4 x 0.08 mm ² , PVC
Material	
Housing	PBT
Mass	25 g
Tightening torque, fastening screws	0.6 Nm
Cable length	2 m

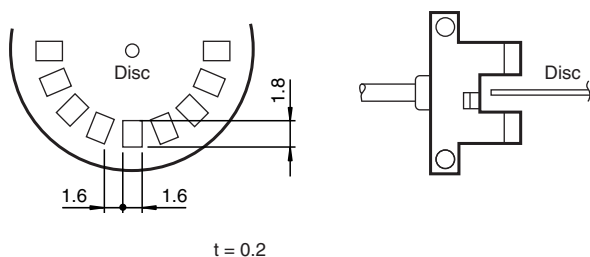
Release date: 2023-05-12 Date of issue: 2023-05-12 Filename: 806132_eng.pdf

Connection Assignment



○ = Light on
● = Dark on

Technical Features



Response frequency

The response frequency is the value when the disc is rotated, see figure.